

Garfield Heights City School District

# Monthly Financial Report

Fiscal Year 2023 Revenue and Expenditure Activity Through March

# Table of Contents

FISCAL YEAR 2023 REVENUE AND EXPENDITURE ANALYSIS THROUGH MARCH	3
FISCAL YEAR 2023 MONTHLY REVENUE ANALYSIS - MARCH	4
FISCAL YEAR 2023 REVENUE ANALYSIS - JULY - MARCH	5
FISCAL YEAR 2023 MONTHLY EXPENDITURE ANALYSIS - MARCH	6
FISCAL YEAR 2023 EXPENDITURE ANALYSIS - JULY - MARCH	7

# FISCAL YEAR 2023 REVENUE AND EXPENDITURE ANALYSIS THROUGH MARCH

## 1. ACTUAL COMPARED TO FORECAST VARIANCE AND NET FAVORABILITY ANALYSIS

CURRENT YEAR-TO-DATE  
REVENUE COLLECTIONS  
INDICATE A

**\$1,526,699**

FAVORABLE COMPARED TO  
FORECAST

CURRENT YEAR-TO-DATE  
EXPENDITURES INDICATE A

**\$4,145**

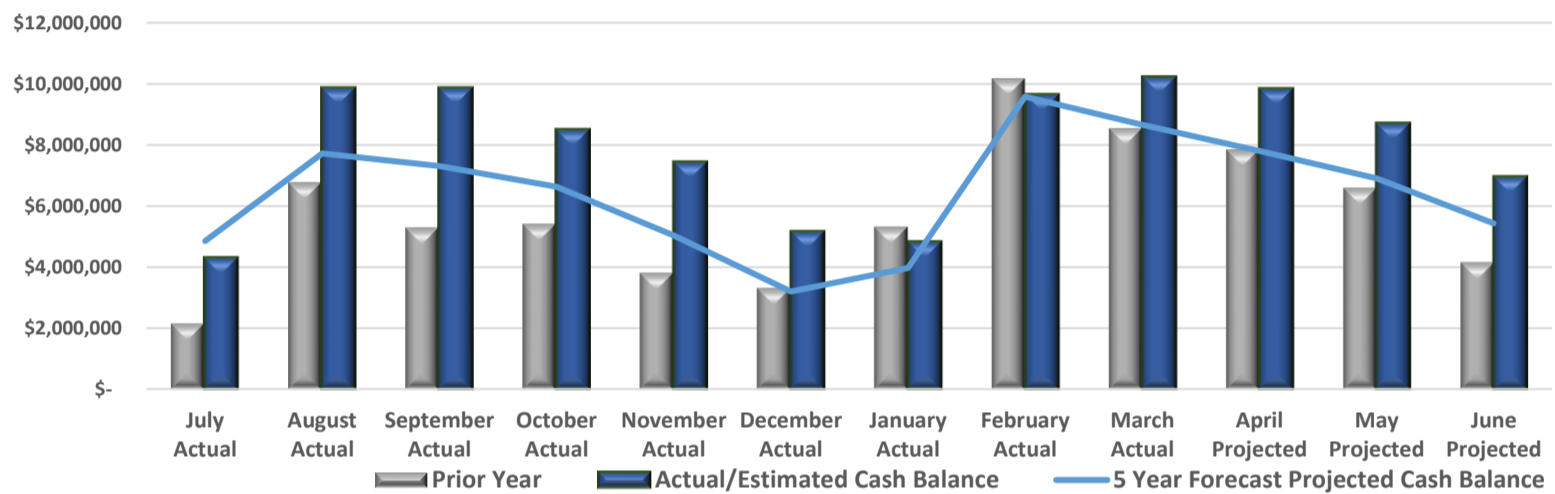
FAVORABLE COMPARED TO  
FORECAST

POTENTIAL NET IMPACT  
WOULD RESULT IN A

**\$1,530,844**

FAVORABLE IMPACT ON THE  
CASH BALANCE

## 2. VARIANCE AND CASH BALANCE COMPARISON



CURRENT MONTHLY CASH FLOW  
ESTIMATES A JUNE 30, 2023 CASH  
BALANCE OF

**\$6,965,853**

Current monthly cash flow estimates, including actual data through March indicate that the June 30, 2023 cash balance will be \$6,965,853, which is \$1,530,844 more than the five year forecast of \$5,435,009.

June 30 ESTIMATED CASH  
BALANCE IS

**\$1,530,844**

MORE THAN THE  
FORECAST/BUDGET AMOUNT

## 3. FISCAL YEAR 2023 REVENUE SHORTFALL/SURPLUS ANALYSIS (BASED UPON ACTUAL/ESTIMATED VARIANCE)

FY 2022 June Cash  
Balance

**\$4,161,369**

Estimated  
FY 2023 June  
Cash Balance

**\$6,965,853**

OPERATING SURPLUS OF

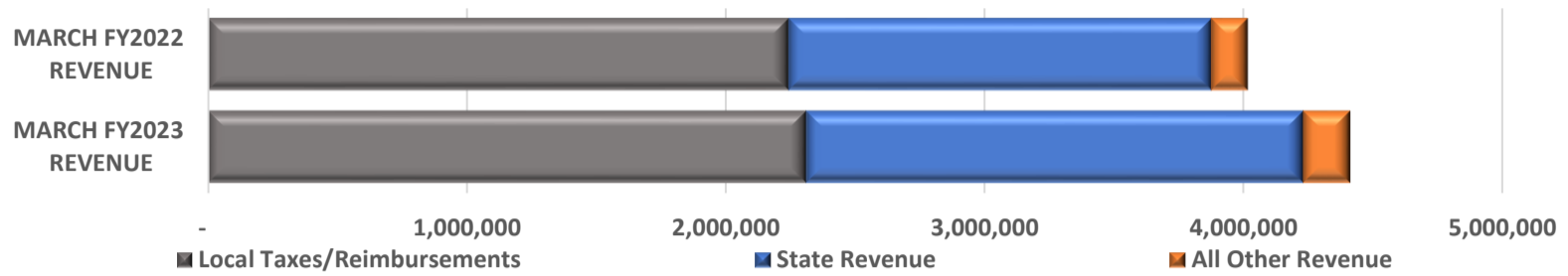
**\$2,804,484**

WILL INCREASE THE CASH BALANCE  
BY THE END OF THE FISCAL YEAR

Current cash flow monthly trend-estimates indicate this year's ending June 30 cash balance will INCREASE \$2,804,484 compared to last fiscal year ending June 30. This surplus outcome is the result of the cash flow revenue estimate of \$46,848,573 totaling more than estimated cash flow expenditures of \$44,044,089.

# FISCAL YEAR 2023 MONTHLY REVENUE ANALYSIS - MARCH

## 1. MARCH REVENUE COLLECTIONS COMPARED TO PRIOR YEAR



	Actual Revenue Collections For March	Prior Year Revenue Collections	Actual Compared to Last Year
Local Taxes/Reimbursements	2,312,236	2,244,306	▲ 67,930
State Revenue	1,918,117	1,632,298	▲ 285,819
All Other Revenue	183,892	141,683	▲ 42,209
<b>Total Revenue</b>	<b>4,414,245</b>	<b>4,018,287</b>	<b>▲ 395,958</b>

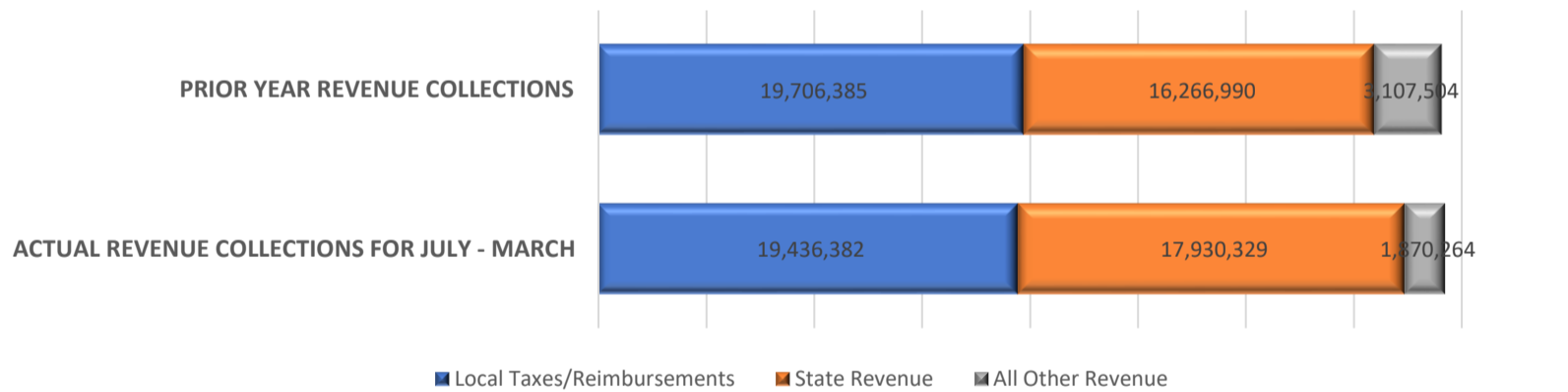
Actual revenue for the month was up

**\$395,958**

compared to last year.

Overall total revenue for March is up 9.9% (\$395,958). The largest change in this March's revenue collected compared to March of FY2022 is higher restricted aid state (\$209,662) and higher unrestricted grants in aid (\$76,156). A single month's results can be skewed compared to a prior year because of the timing of revenue received. The fiscal year-to-date results, when involving additional months of revenue activity can provide more insight.

## 2. ACTUAL REVENUE RECEIVED THROUGH MARCH COMPARED TO THE PRIOR YEAR



	Actual Revenue Collections For July - March	Prior Year Revenue Collections For July - March	Current Year Compared to Last Year
Local Taxes/Reimbursements	19,436,382	19,706,385	▼ (270,003)
State Revenue	17,930,329	16,266,990	▲ 1,663,339
All Other Revenue	1,870,264	3,107,504	▼ (1,237,240)
<b>Total Revenue</b>	<b>39,236,975</b>	<b>39,080,878</b>	<b>▲ 156,097</b>

COMPARED TO THE SAME PERIOD, TOTAL REVENUES ARE

**\$156,097**

HIGHER THAN THE PREVIOUS YEAR

Fiscal year-to-date General Fund revenue collected totaled \$39,236,975 through March, which is \$156,097 or .4% higher than the amount collected last year. The largest difference in revenue when comparing current year-to-date revenue collected through March to the same period last year is other revenue not above revenue coming in -\$2,000,000 lower compared to the previous year, followed by restricted aid state coming in \$966,906 higher.

## FISCAL YEAR 2023 REVENUE ANALYSIS - JULY - MARCH

### 3. POSSIBLE CASH FLOW VARIANCE FROM FORECAST DUE TO FYTD ACTUAL RESULTS

CURRENT YEAR-TO-DATE REVENUE  
COLLECTIONS INDICATE A

**\$1,526,699**

FAVORABLE COMPARED TO  
FORECAST

	Forecast Annual Revenue Estimates	Cash Flow Actual/Estimated Calculated Annual Amount	Current Year Forecast Compared to Actual/Estimated
Loc. Taxes/Reimbur.	20,467,074	20,562,210	95,136
State Revenue	22,897,209	24,043,507	1,146,298
All Other Revenue	1,957,591	2,242,856	285,265
<b>Total Revenue</b>	<b>45,321,874</b>	<b>46,848,573</b>	<b>1,526,699</b>

The top two categories (restricted aid state and unrestricted grants in aid), represents 75.1% of the variance between current revenue estimates and the amounts projected in the five year forecast.

The total variance of \$1,526,699 (current revenue estimates vs. amounts projected in the five year forecast) is equal to 3.37% forecast annual revenue

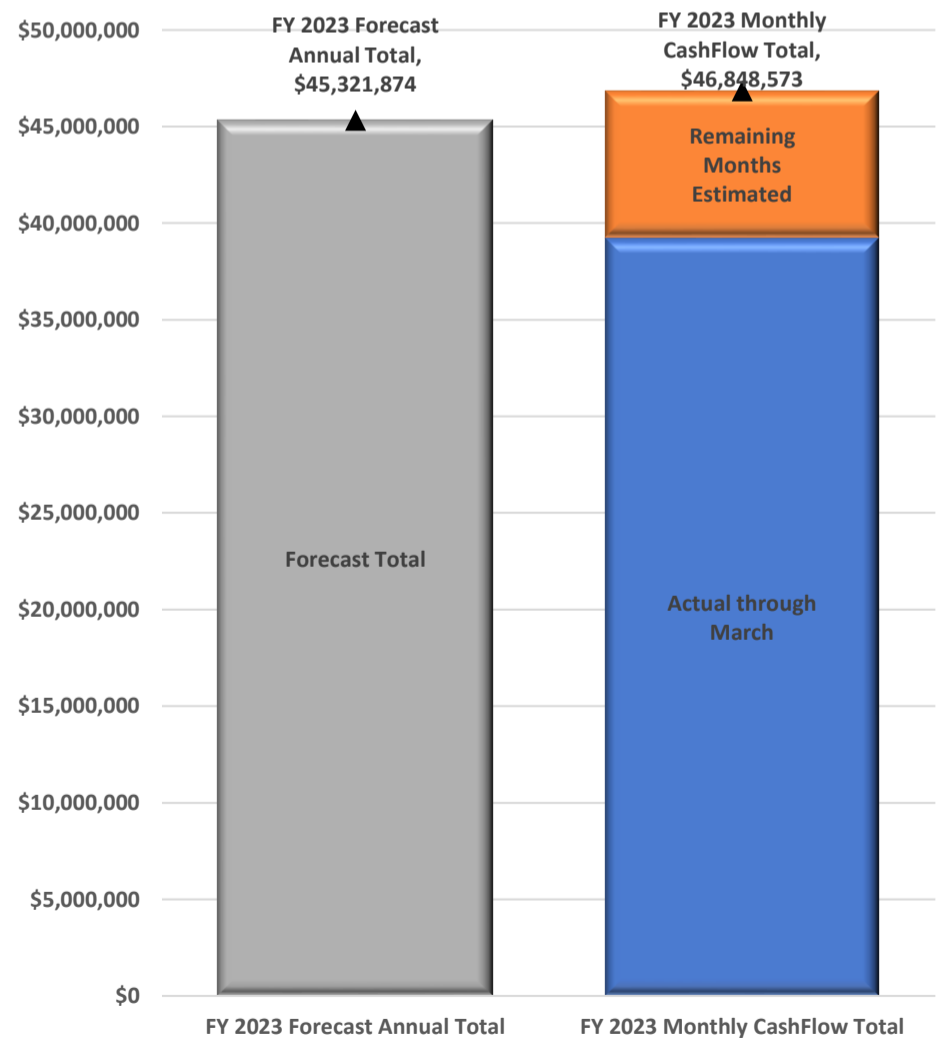
#### Top Forecast vs. Cash Flow Actual/Estimated Amounts

Variance Based on Actual/Estimated Annual Amount	Expected Over/(Under) Forecast
Restricted Aid State ▲	716,844
Unrestricted Grants In Aid ▲	429,454
Local Taxes ▲	184,416
Refund of Prior Year Expense ▲	115,472
All Other Revenue Categories ▲	80,514
<b>Total Revenue ▲</b>	<b>1,526,699</b>

### 4. REVENUE VARIANCE ANALYSIS OF POTENTIAL IMPACT

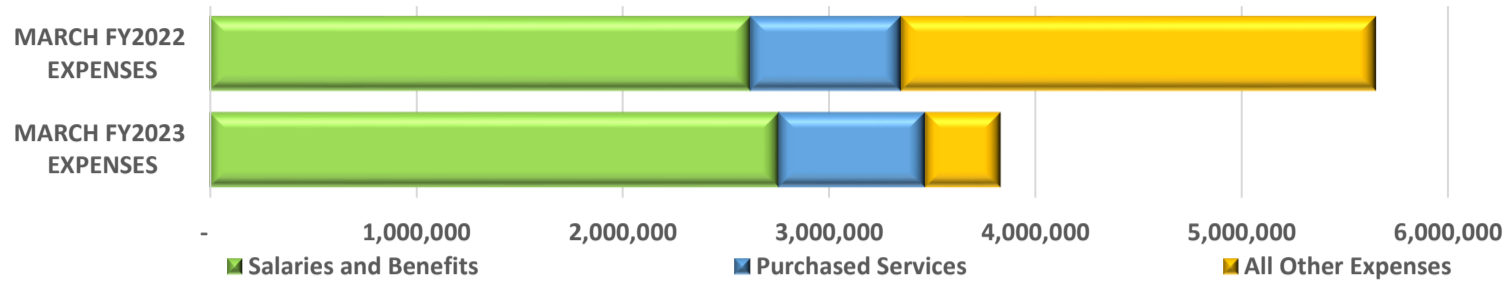
Results through March indicate a favorable variance of \$1,526,699 compared to the forecast total annual revenue. This means the forecast cash balance could be improved.

The fiscal year is 75% complete. Monthly cash flow, comprised of 9 actual months plus 3 estimated months indicates revenue totaling \$46,848,573 which is \$1,526,699 more than total revenue projected in the district's current forecast of \$45,321,874



# FISCAL YEAR 2023 MONTHLY EXPENDITURE ANALYSIS - MARCH

## 1. MARCH EXPENDITURES COMPARED TO PRIOR YEAR



	Actual Expenses For March	Prior Year Expenditure Incurred		Actual Compared to Last Year
Salaries and Benefits	2,756,032	2,618,713	▲	<b>137,319</b>
Purchased Services	711,325	731,929	▼	<b>(20,605)</b>
All Other Expenses	367,088	2,302,526	▼	<b>(1,935,438)</b>
<b>Total Expenditures</b>	<b>3,834,445</b>	<b>5,653,168</b>	▼	<b>(1,818,723)</b>


Actual expenses for the month was down

**\$1,818,723**

compared to last year.

Overall total expenses for March are down -32.2% (-\$1,818,723). The largest change in this March's expenses compared to March of FY2022 is lower redemption of principal (-\$2,000,000), lower tuition and similar payments (-\$220,458) and higher professional and technical services (\$100,273). A single month's results can be skewed compared to a prior year because of the timing when expenses are incurred. The fiscal year-to-date results, when involving additional months of expense activity can provide more insight.

## 2. ACTUAL EXPENSES INCURRED THROUGH MARCH COMPARED TO THE PRIOR YEAR



	Actual Expenses For July - March	Prior Year Expenditures Incurred		Actual Compared to Last Year
Salaries and Benefits	26,811,967	25,579,452	▲	<b>1,232,515</b>
Purchased Services	4,338,650	3,912,540	▲	<b>426,111</b>
All Other Expenses	2,015,174	3,456,881	▼	<b>(1,441,707)</b>
<b>Total Expenditures</b>	<b>33,165,791</b>	<b>32,948,873</b>	▲	<b>216,918</b>

Compared to the same period, total expenditures are

**\$216,918**

higher than the previous year

Fiscal year-to-date General Fund expenses totaled \$33,165,791 through March, which is \$216,918 or .7% higher than the amount expended last year. The largest difference in expenditures when comparing current year-to-date expenditures through March to the same period last year is that redemption of principal costs are -\$1,800,000 lower compared to the previous year, followed by all other certified salaries coming in \$367,943 higher and regular classified salaries coming in \$328,106 higher.

# FISCAL YEAR 2023 EXPENDITURE ANALYSIS - JULY - MARCH

## 3. POSSIBLE CASH FLOW VARIANCE FROM FORECAST DUE TO FYTD ACTUAL RESULTS

**CURRENT YEAR-TO-DATE EXPENDITURES INDICATE A**

**\$4,145**

**FAVORABLE COMPARED TO FORECAST**

	Forecasted Annual Expenses	Cash Flow Actual/Estimated Calculated Annual Amount	Forecasted amount compared to Actual/Estimated
Salaries and Benefits	35,651,358	34,990,276	▼ (661,082)
Purchased Services	5,650,750	6,152,670	▲ 501,920
All Other Expenses	2,746,126	2,901,143	▲ 155,017
<b>Total Expenditures</b>	<b>44,048,234</b>	<b>44,044,089</b>	<b>▼ (4,145)</b>

The top two categories (regular certified salaries and all other certified salaries), represents 4220.1% of the variance between current expense estimates and the amounts projected in the five year forecast.

The total variance of \$4,145 (current expense estimates vs. amounts projected in the five year forecast) is equal to .% of the total Forecasted annual expenses.

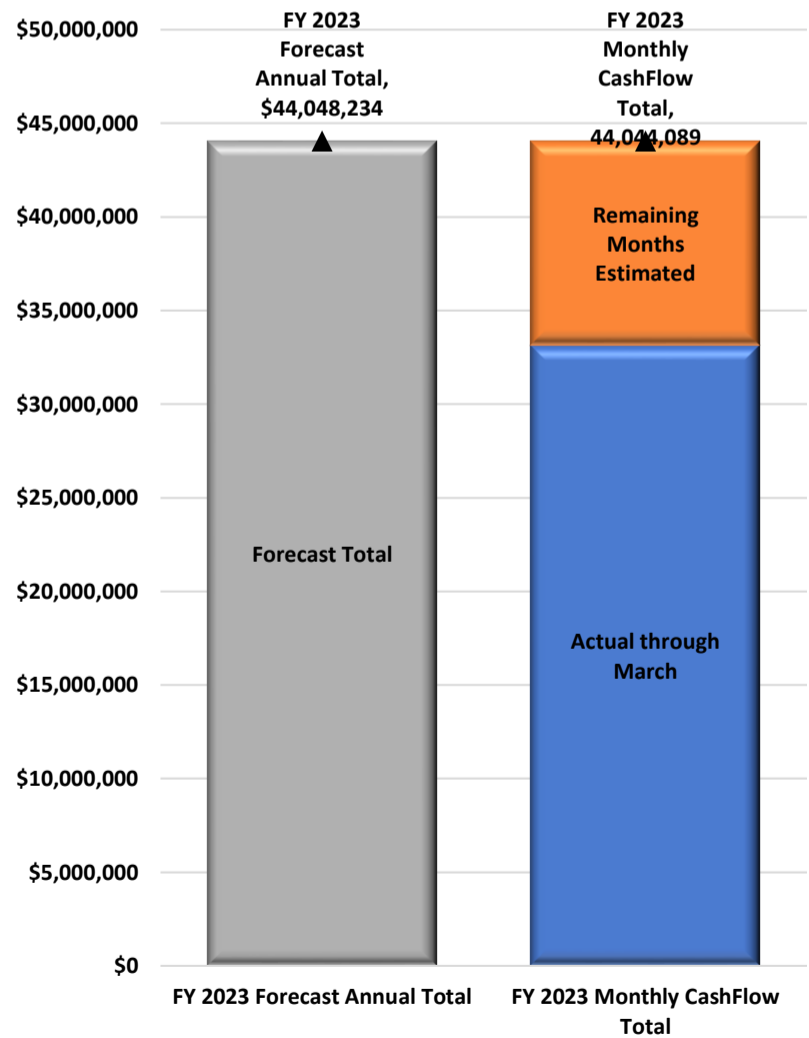
**Top Forecast vs. Cash Flow Actual/Estimated Amounts**

Variance Based on Actual/Estimated Annual Amount	Expected Over/(Under) Forecast
Regular Certified Salaries ▼	(593,400)
All Other Certified Salaries ▲	418,484
Tuition and Similar Payments ▲	207,312
Insurance Classified ▼	(194,512)
All Other Expense Categories ▲	157,971
<b>Total Expenses ▼</b>	<b>(4,145)</b>

## 4. EXPENDITURE VARIANCE ANALYSIS OF POTENTIAL IMPACT

Results through March indicate that Fiscal Year 2023 actual/estimated expenditures could total \$44,044,089 which has a favorable expenditure variance of \$4,145. This means the forecast cash balance could be improved.

The fiscal year is approximately 75% complete. Monthly cash flow, comprised of 9 actual months plus 3 estimated months indicates expenditures totaling \$44,044,089 which is -\$4,145 less than total expenditures projected in the district's current forecast of \$44,048,234



# Garfield Heights City Schools



March 31, 2023

FINSUMM Financial Summary

Fund	Fund Name	Beginning Balance	Monthly Receipts	Fiscal Year To Date Receipts	Monthly Expenditures	Fiscal Year To Date Expenditures	Current Fund Balance	Current Encumbrances	Unencumbered Fund Balance
001	General Fund	\$4,168,868.00	\$4,420,648.22	\$39,236,974.64	\$3,834,444.85	\$33,165,791.61	\$10,240,051.03	\$2,349,636.35	\$7,890,414.68
002	Bond Retirement	\$3,246,549.00	\$373,850.71	\$3,400,479.71	\$48,518.21	\$4,246,655.21	\$2,400,373.50	\$0.00	\$2,400,373.50
003	Permanent Improvement	\$117,713.00	\$17,700.47	\$155,061.47	\$0.00	\$193,812.30	\$78,962.17	\$8,800.00	\$70,162.17
004	Building Fund	\$13,013.00	\$4,537.28	\$40,037.56	\$3,900.00	\$26,229.00	\$26,821.56	\$59,500.00	-\$32,678.44
006	Food Service	\$1,456,014.00	\$373,058.42	\$1,181,370.42	\$166,183.12	\$1,219,367.60	\$1,418,016.82	\$307,959.33	\$1,110,057.49
007	Special Trust	\$5,474.00	\$0.00	\$15,000.00	\$0.00	\$8,500.00	\$11,974.00	\$4,500.00	\$7,474.00
008	Endowment Trust	\$101,100.00	\$171.86	\$2,371.86	\$0.00	\$0.00	\$103,471.86	\$0.00	\$103,471.86
009	Uniform Supplies	\$13.00	\$314.00	\$4,725.00	\$1,852.45	\$38,612.05	(\$33,874.05)	\$3,133.61	-\$37,007.66
014	Rotary - Internal Services	\$44,517.00	\$350.00	\$4,746.00	\$5,479.20	\$9,964.20	\$39,298.80	\$732.00	\$38,566.80
018	Public School Support	\$21,252.00	\$196.52	\$7,692.32	\$2,754.59	\$12,534.15	\$16,410.17	\$3,512.16	\$12,898.01
019	Other Grants	\$20,239.00	\$9,794.82	\$512,443.82	\$16,755.72	\$131,991.01	\$400,691.81	\$2,234.48	\$398,457.33
022	District Agency	\$35,957.00	\$0.00	\$0.00	\$7,076.94	\$7,457.94	\$28,499.06	\$0.00	\$28,499.06
024	Employee Benefits Self Insurance	\$152,987.00	\$0.00	\$0.00	\$14,260.11	\$476,723.70	(\$323,736.70)	\$1,695,127.53	-\$2,018,864.23
034	Classroom Facilities Maintenance	\$194,430.00	\$28,489.84	\$225,229.84	\$8,720.50	\$231,302.38	\$188,357.46	\$76,042.96	\$112,314.50
200	Student Managed Funds	\$3,317.00	\$298.00	\$13,253.00	\$0.00	\$5,726.00	\$10,844.00	\$1,017.31	\$9,826.69
300	District Managed Funds	\$65,342.00	\$2,008.00	\$53,239.39	\$14,099.31	\$183,984.74	(\$65,403.35)	\$56,894.32	-\$122,297.67
401	Auxiliary Services	\$93,294.00	\$251.17	\$651,102.78	\$89,588.60	\$407,398.96	\$336,997.82	\$133,865.05	\$203,132.77
439	Public School Preschool	\$0.00	\$31,696.32	\$40,620.32	\$9,159.36	\$58,938.72	(\$18,318.40)	\$0.00	-\$18,318.40
440	Entry Year Programs	\$183.00	\$0.00	\$0.00	\$0.00	\$0.00	\$183.00	\$0.00	\$183.00
451	OneNet (Data Communication)	\$4,228.00	\$4,500.00	\$9,000.00	\$0.00	\$0.00	\$13,228.00	\$0.00	\$13,228.00
452	Schoolnet Professional Development	\$9.00	\$0.00	\$0.00	\$0.00	\$0.00	\$9.00	\$0.00	\$9.00
461	Vocational Education Enhancements	\$3,199.00	\$0.00	\$0.00	\$0.00	\$0.00	\$3,199.00	\$0.00	\$3,199.00
463	Alternative Schools	\$334.00	\$0.00	\$0.00	\$0.00	\$0.00	\$334.00	\$0.00	\$334.00
499	Miscellaneous State Grants	\$3,461.00	\$0.00	\$68,569.00	\$0.00	\$68,569.00	\$3,461.00	\$0.00	\$3,461.00
506	Race to the Top	\$605.00	\$0.00	\$0.00	\$0.00	\$0.00	\$605.00	\$0.00	\$605.00
507	ESSER	\$449,628.00	\$0.00	\$1,523,137.97	\$333,109.67	\$2,857,095.74	(\$884,329.77)	\$707,559.19	-\$1,591,888.96
509	21st Century College Now	\$968.00	\$119,415.32	\$221,729.32	\$16,174.60	\$205,766.09	\$16,931.23	\$25,680.04	-\$8,748.81
510	Corona Relief Fund (CRF)	\$0.00	\$0.00	\$0.00	\$0.00	\$0.00	\$0.00	\$0.00	\$0.00
516	IDEA-B	(\$461,181.00)	\$0.00	\$732,466.00	\$90,349.09	\$888,570.26	(\$617,285.26)	\$108,303.23	-\$725,588.49
533	Title IID Technology	\$76.00	\$0.00	\$0.00	\$0.00	\$0.00	\$76.00	\$0.00	\$76.00
536	Title I - School Improvement Part A	\$198.00	\$0.00	\$30,316.30	\$3,383.96	\$37,281.94	(\$6,767.64)	\$0.00	-\$6,767.64
572	Title I - Disadvantaged Children	\$28.00	\$0.00	\$1,449,905.59	\$197,991.18	\$2,232,184.64	(\$782,251.05)	\$313,773.99	-\$1,096,025.04
573	Title V	\$2,074.00	\$0.00	\$0.00	\$0.00	\$0.00	\$2,074.00	\$0.00	\$2,074.00
584	Title IVA	\$123.00	\$0.00	\$39,441.00	\$12,914.05	\$76,667.05	(\$37,103.05)	\$72,561.40	-\$109,664.45
587	Preschool Handicap	\$38.00	\$0.00	\$12,287.05	\$2,375.40	\$24,437.80	(\$12,112.75)	\$0.00	-\$12,112.75
590	Title II-A - Improving Teacher Quality	\$517.00	\$0.00	\$24,659.75	\$30,158.26	\$107,975.08	(\$82,798.33)	\$38,128.14	-\$120,926.47
599	Miscellaneous Federal Grants	\$4,904.00	\$0.00	\$0.00	\$0.00	\$0.00	\$4,904.00	\$0.00	\$4,904.00
	<b>Grand Totals (ALL Funds)</b>	<b>\$9,749,471.00</b>	<b>\$5,387,280.95</b>	<b>\$49,655,860.11</b>	<b>\$4,909,249.17</b>	<b>\$46,923,537.17</b>	<b>\$12,481,793.94</b>	<b>\$5,968,961.09</b>	<b>\$6,512,832.85</b>



## Garfield Heights City Schools



March 31, 2023

Appropriation Summary

Fund	Permanent Appropriation	Prior FY Carryover Encumbrances	FYTD Expendable	FYTD Actual Expenditures	MTD Actual Expenditures	Current Encumbrances	FYTD Unencumbered Balance	FYTD Percent Exp/Enc	
001	General Fund	\$44,210,400.00	\$773,792.00	\$44,984,192.00	\$33,165,791.61	\$3,834,444.85	\$2,349,636.35	9,468,764.04	78.95%
002	Bond Retirement	\$4,700,500.00	\$0.00	4,700,500.00	\$4,246,655.21	\$48,518.21	\$0.00	453,844.79	90.34%
003	Permanent Improvement	\$311,200.00	\$2,128.00	313,328.00	\$193,812.30	\$0.00	\$8,800.00	110,715.70	64.66%
004	Building Fund	\$50,000.00	\$11,829.00	61,829.00	\$26,229.00	\$3,900.00	\$59,500.00	(23,900.00)	0.00%
006	Food Service	\$1,800,000.00	\$382,454.00	2,182,454.00	\$1,219,367.60	\$166,183.12	\$307,959.33	655,127.07	69.98%
007	Special Trust	\$6,000.00	\$12,500.00	18,500.00	\$8,500.00	\$0.00	\$4,500.00	5,500.00	70.27%
008	Edowment Trust	\$2,000.00	\$0.00	2,000.00	\$0.00	\$0.00	\$0.00	2,000.00	0.00%
009	Uniform Supplies	\$40,000.00	\$0.00	40,000.00	\$38,612.05	\$1,852.45	\$3,133.61	(1,745.66)	104.36%
014	Rotary - Internal Services	\$50,000.00	\$735.00	50,735.00	\$9,964.20	\$5,479.20	\$732.00	40,038.80	21.08%
018	Public School Support	\$17,500.00	\$0.00	17,500.00	\$12,534.15	\$2,754.59	\$3,512.16	1,453.69	91.69%
019	Other Grants	\$413,178.00	\$0.00	413,178.00	\$131,991.01	\$16,755.72	\$2,234.48	278,952.51	32.49%
022	District Agency	\$45,000.00	\$0.00	45,000.00	\$7,457.94	\$7,076.94	\$0.00	37,542.06	0.00%
024	Employee Benefits	\$350,000.00	\$6,688.00	356,688.00	\$476,723.70	\$14,260.11	\$1,695,127.53	(1,815,163.23)	0.00%
034	Classroom Facilities Maintenance	\$425,000.00	\$34,682.00	459,682.00	\$231,302.38	\$8,720.50	\$76,042.96	152,336.66	0.00%
200	Student Managed Funds	\$26,000.00	\$103.00	26,103.00	\$5,726.00	\$0.00	\$1,017.31	19,359.69	25.83%
300	District Managed Funds	\$277,300.00	\$1,059.00	278,359.00	\$183,984.74	\$14,099.31	\$56,894.32	37,479.94	86.54%
401	Auxiliary Services	\$472,447.00	\$93,765.00	566,212.00	\$407,398.96	\$89,588.60	\$133,865.05	24,947.99	95.59%
439	Public School Preschool	\$100,000.00	\$0.00	100,000.00	\$58,938.72	\$9,159.36	\$0.00	41,061.28	58.94%
451	OneNet (Data Communication)	\$13,220.00	\$0.00	13,220.00	\$0.00	\$0.00	\$0.00	13,220.00	0.00%
499	Miscellaneous State Grants	\$68,569.00	\$0.00	68,569.00	\$68,569.00	\$0.00	\$0.00	0.00	100.00%
507	ESSER	\$7,740,343.00	\$740,343.00	8,480,686.00	\$2,857,095.74	\$333,109.67	\$707,559.19	4,916,031.07	42.03%
509	21st Century College Now	\$220,000.00	\$44,909.00	264,909.00	\$205,766.09	\$16,174.60	\$25,680.04	33,462.87	87.37%
516	IDEA-B	\$1,035,957.00	\$13,790.00	1,049,747.00	\$888,570.26	\$90,349.09	\$108,303.23	52,873.51	94.96%
536	Title I - School Improvement Part A	\$143,661.00	\$0.00	143,661.00	\$37,281.94	\$3,383.96	\$0.00	106,379.06	25.95%
572	Title I - Disadvantaged Children	\$2,944,674.00	\$228,939.00	3,173,613.00	\$2,232,184.64	\$197,991.18	\$313,773.99	627,654.37	80.22%
584	Title IVA	\$426,146.00	\$8,948.00	435,094.00	\$76,667.05	\$12,914.05	\$72,561.40	285,865.55	34.30%
587	Preschool Handicap	\$19,838.00	\$0.00	19,838.00	\$24,437.80	\$2,375.40	\$0.00	(4,599.80)	123.19%
590	Title II-A - Improving Teacher Quality	\$626,248.00	\$1,133.00	627,381.00	\$107,975.08	\$30,158.26	\$38,128.14	481,277.78	23.29%
<b>Totals</b>		<b>\$66,535,181.00</b>	<b>\$2,357,797.00</b>	<b>\$68,892,978.00</b>	<b>\$46,923,537.17</b>	<b>\$4,909,249.17</b>	<b>\$5,968,961.09</b>	<b>\$16,000,479.74</b>	<b>76.77%</b>

**Garfield Heights City Schools**



**Approved Grant Funds for 2022/2023**



<b>Fund</b>	<b>Description</b>	<b>Authorized Amount</b>	<b>Monthly Amount Received</b>	<b>Amount Received Project-To-Date</b>
	<b><u>Intermediatte Grants</u></b>			
019/914G	Closing the Achievement Gap	\$100,000.00	\$54,277.00	\$108,554.00
	<b>Total Intermediatte Grants</b>	\$100,000.00	\$54,277.00	\$108,554.00
	<b><u>State Grants</u></b>			
439/9023	Public School Preschool	\$80,000.00	\$8,924.00	\$17,848.00
	<b>Total State Grants</b>	\$80,000.00	\$8,924.00	\$17,848.00
	<b><u>Federal Grants</u></b>			
507/9022	ESSER II	\$3,901,892.00	\$1,937.00	\$1,937.00
509/9023	College Now	\$200,000.00	\$0.00	\$102,314.00
516/9023	IDEA-B Special Education	\$1,035,094.00	\$2,445.00	\$550,834.00
536/9023	Title I Non Competitive School Imp.	\$140,161.00	\$3,385.00	\$10,153.00
572/9023	Title I	\$1,917,307.00	\$581,022.00	\$968,737.00
587/9023	Preschool Special Education	\$19,789.00	\$2,376.00	\$4,752.00
590/9023	Title II-A Improving Teacher Quality	\$186,239.00	\$1,150.00	\$1,150.00
584/9023	Title IV-A Student Supp/Academic Enrich	\$164,723.00	\$9,892.00	\$9,892.00
	<b>Total Federal Grants</b>	\$3,463,313.00	\$600,270.00	\$1,545,518.00



## Cash Reconciliation



**March 31, 2023**

<b>FINSUM Balance</b>		<b>\$12,481,793.94</b>
<b>Bank Balance:</b>		
Key Bnk - Property Tax/Foundation Receipts	\$ 4,318,573.96	
PNC - General	\$ 753,823.61	
JP MorganChase - Payroll	\$ 30,672.86	
		\$ 5,103,070.43
<b>Investments:</b>		
STAR Ohio	\$6,064,106.51	
Red Tree	1,678,664.27	
PNC-Sweep	2.33	
Citizens-Sweep	183,878.72	
		\$ 7,926,651.83
<b>Change Fund:</b>		
HS School Store	50.00	
HS Library	50.00	
High School Athletics	1,050.00	
		\$ 1,150.00
Less: Outstanding Checks-PNC Bank (General Fund)		(493,214.20)
Adjustments		
Unrecorded Receipt/Reduction of Expenditure/Posting Error		(55,864.12) Issue with SHC rec.
<b>Bank Balance</b>		<b>\$ 12,481,793.94</b>
<b>Variance</b>		<b>\$ -</b>



**Investment Report  
March 31, 2023**



<u>FINANCIAL INSTITUTION</u>	<u>INVESTMENT TYPE</u>	<u>COST</u>	<u>MARKET VALUE</u>	<u>YIELD RATE</u>	<u>MATURITY DATE</u>
Citizens Bank	Public Super NOW	\$ 6,705.22	\$ 6,705.22	0.00	N/A
Citizens Bank	Municipal Money Market	\$ 176,198.37	\$ 175,875.90	0.00	N/A
PNC Bank	Business Perf Money Market	\$ 2.32	\$ 2.32	5.40	N/A
Red Tree Investment	Money Mkt Fund	\$ 13,387.93	\$ 42,194.04	4.67	N/A
Red Tree Investment	Agency Note	\$ 95,000.00	\$ 91,847.15	0.33	12/29/2023
Red Tree Investment	Agency Note	\$ 99,951.00	\$ 96,014.58	0.22	2/12/2024
Red Tree Investment	Agency Note	\$ 139,986.00	\$ 131,461.04	0.55	11/26/2024
Red Tree Investment	Agency Note	\$ 109,873.50	\$ 102,465.61	0.50	1/27/2025
Red Tree Investment	Agency Note	\$ 85,000.00	\$ 77,972.23	0.65	10/22/2025
Red Tree Investment	U.S. Treasury Note	\$ 119,203.13	\$ 118,185.96	3.08	12/31/2023
Red Tree Investment	U.S. Treasury Note	\$ 154,418.75	\$ 152,590.21	3.45	8/31/2024
Red Tree Investment	U.S. Treasury Note	\$ 19,742.19	\$ 19,339.06	2.75	12/31/2024
Red Tree Investment	Certificate of Deposit	\$ 114,770.00	\$ 113,833.44	3.64	12/5/2023
Red Tree Investment	Certificate of Deposit	\$ 58,941.00	\$ 57,670.73	2.89	4/10/2024
Red Tree Investment	Certificate of Deposit	\$ 114,655.00	\$ 111,771.03	2.71	6/13/2024
Red Tree Investment	Certificate of Deposit	\$ 44,955.00	\$ 43,990.74	3.35	7/29/2024
Red Tree Investment	Certificate of Deposit	\$ 48,926.50	\$ 47,206.50	3.38	8/18/2025
Red Tree Investment	Certificate of Deposit	\$ 119,820.00	\$ 120,159.00	5.00	3/23/2023
Red Tree Investment	U.S. Government Agency Discount Note	\$ 116,488.60	\$ 118,677.89	3.00	6/27/2023
Red Tree Investment	Commercial Paper	\$ 194,739.56	\$ 199,350.40	3.62	4/24/2023
Red Tree Investment	Accrued Interest	\$ -	\$ 4,826.76		
STAROhio	State Pool	\$ 6,064,106.51	\$ 6,064,106.51	4.56	N/A
<b>Total Investment Amount</b>		<b>\$ 7,896,870.58</b>	<b>\$ 7,896,246.32</b>		

	<u>Monthly Interest</u>	<u>FYTD 2023 Interest</u>
General Fund	\$ 20,967.54	\$ 126,945.70
Food Service	7,459.74	\$ 32,689.99
Auxiliary Services-Trinity	72.74	\$ 579.85
Auxiliary Services-St. Benedict	748.94	\$ 3,566.00
Blaugrund Scholarship	563.05	\$ 2,934.91
	<b>\$ 29,812.00</b>	<b>\$ 166,716.45</b>

Check Number	Type	Date	Vendor #	Status	Reconcile	Amount
121812	ACCOUNTS_PAYABLE	03/01/2023	190350	RECONCILED	03/07/202	11343.75
121816	ACCOUNTS_PAYABLE	03/01/2023	803379	RECONCILED	03/03/202	574.24
121838	ACCOUNTS_PAYABLE	03/01/2023	1000257	RECONCILED	03/03/202	4000
121805	ACCOUNTS_PAYABLE	03/01/2023	150173	RECONCILED	03/03/202	4411
121788	ACCOUNTS_PAYABLE	03/01/2023	30117	RECONCILED	03/03/202	151.18
121825	ACCOUNTS_PAYABLE	03/01/2023	832544	RECONCILED	03/03/202	150
121821	ACCOUNTS_PAYABLE	03/01/2023	831959	RECONCILED	03/07/202	1433.39
121840	ACCOUNTS_PAYABLE	03/01/2023	1000271	RECONCILED	03/10/202	22400
121796	ACCOUNTS_PAYABLE	03/01/2023	50183	RECONCILED	03/07/202	12998.22
121815	ACCOUNTS_PAYABLE	03/01/2023	230345	RECONCILED	03/13/202	723.49
121822	ACCOUNTS_PAYABLE	03/01/2023	832189	RECONCILED	03/03/202	425
121828	ACCOUNTS_PAYABLE	03/01/2023	832680	RECONCILED	03/07/202	128.94
121801	ACCOUNTS_PAYABLE	03/01/2023	110170	RECONCILED	03/08/202	530.75
121784	ACCOUNTS_PAYABLE	03/01/2023	10108	RECONCILED	03/07/202	3295.05
121794	ACCOUNTS_PAYABLE	03/01/2023	40212	RECONCILED	03/09/202	4.1
121792	ACCOUNTS_PAYABLE	03/01/2023	30624	RECONCILED	03/03/202	1194
121814	ACCOUNTS_PAYABLE	03/01/2023	210114	RECONCILED	03/03/202	3784.65
121789	ACCOUNTS_PAYABLE	03/01/2023	30240	RECONCILED	03/07/202	242.52
121802	ACCOUNTS_PAYABLE	03/01/2023	130457	RECONCILED	03/03/202	40.95
121829	ACCOUNTS_PAYABLE	03/01/2023	832850	RECONCILED	03/03/202	9640
121811	ACCOUNTS_PAYABLE	03/01/2023	190232	RECONCILED	03/08/202	247.5
121827	ACCOUNTS_PAYABLE	03/01/2023	832657	RECONCILED	03/03/202	33899
121841	ACCOUNTS_PAYABLE	03/01/2023	1000284	RECONCILED	03/10/202	375
121831	ACCOUNTS_PAYABLE	03/01/2023	832932	RECONCILED	03/03/202	580.88
121834	ACCOUNTS_PAYABLE	03/01/2023	833444	RECONCILED	03/09/202	58388.75
121803	ACCOUNTS_PAYABLE	03/01/2023	150091	RECONCILED	03/03/202	5112
121786	ACCOUNTS_PAYABLE	03/01/2023	20226	RECONCILED	03/03/202	2159.92
121809	ACCOUNTS_PAYABLE	03/01/2023	190000	RECONCILED	03/03/202	900
121832	ACCOUNTS_PAYABLE	03/01/2023	833132	RECONCILED	03/03/202	995
121839	ACCOUNTS_PAYABLE	03/01/2023	1000263	RECONCILED	03/03/202	507
121818	ACCOUNTS_PAYABLE	03/01/2023	831162	RECONCILED	03/07/202	278
121836	ACCOUNTS_PAYABLE	03/01/2023	833805	RECONCILED	03/07/202	391.9
121826	ACCOUNTS_PAYABLE	03/01/2023	832560	RECONCILED	03/16/202	1440
121823	ACCOUNTS_PAYABLE	03/01/2023	832498	RECONCILED	03/08/202	125
121787	ACCOUNTS_PAYABLE	03/01/2023	20437	RECONCILED	03/07/202	795
121808	ACCOUNTS_PAYABLE	03/01/2023	180203	RECONCILED	03/07/202	4375
121791	ACCOUNTS_PAYABLE	03/01/2023	30571	RECONCILED	03/08/202	78
121842	ACCOUNTS_PAYABLE	03/01/2023	1000379	RECONCILED	03/03/202	6413.5
121804	ACCOUNTS_PAYABLE	03/01/2023	150101	RECONCILED	03/07/202	1964.66
121843	ACCOUNTS_PAYABLE	03/01/2023	1000471	RECONCILED	03/27/202	3368
121798	ACCOUNTS_PAYABLE	03/01/2023	70148	RECONCILED	03/03/202	1081.1
121819	ACCOUNTS_PAYABLE	03/01/2023	831527	RECONCILED	03/15/202	3900
121817	ACCOUNTS_PAYABLE	03/01/2023	803391	RECONCILED	03/03/202	1605.46
121813	ACCOUNTS_PAYABLE	03/01/2023	200242	RECONCILED	03/03/202	3901.77
121835	ACCOUNTS_PAYABLE	03/01/2023	833469	RECONCILED	03/03/202	241
121837	ACCOUNTS_PAYABLE	03/01/2023	1000176	RECONCILED	03/15/202	2740.7

121790	ACCOUNTS_PAYABLE	03/01/2023	30546	RECONCILED	03/07/202	583.03
121810	ACCOUNTS_PAYABLE	03/01/2023	190115	RECONCILED	03/03/202	689.64
121806	ACCOUNTS_PAYABLE	03/01/2023	150180	RECONCILED	03/09/202	8751
121830	ACCOUNTS_PAYABLE	03/01/2023	832931	RECONCILED	03/03/202	6740.5
121807	ACCOUNTS_PAYABLE	03/01/2023	160275	RECONCILED	03/03/202	16969.27
121833	ACCOUNTS_PAYABLE	03/01/2023	833324	RECONCILED	03/20/202	3380
121793	ACCOUNTS_PAYABLE	03/01/2023	40052	RECONCILED	03/03/202	5449.77
121824	ACCOUNTS_PAYABLE	03/01/2023	832538	RECONCILED	03/07/202	344.26
121785	ACCOUNTS_PAYABLE	03/01/2023	10415	RECONCILED	03/07/202	5804
121797	ACCOUNTS_PAYABLE	03/01/2023	50283	RECONCILED	03/03/202	211.48
121820	ACCOUNTS_PAYABLE	03/01/2023	831586	RECONCILED	03/03/202	1770
121799	ACCOUNTS_PAYABLE	03/01/2023	80109	RECONCILED	03/07/202	100.44
121844	ACCOUNTS_PAYABLE	03/01/2023	80454	RECONCILED	03/03/202	25559.39
121845	ACCOUNTS_PAYABLE	03/01/2023	803458	RECONCILED	03/09/202	361.25
121846	ACCOUNTS_PAYABLE	03/03/2023	40073	OUTSTANDING		9810.2
121850	ACCOUNTS_PAYABLE	03/06/2023	831670	RECONCILED	04/06/202	200
121855	ACCOUNTS_PAYABLE	03/06/2023	832454	RECONCILED	03/08/202	342
121859	ACCOUNTS_PAYABLE	03/06/2023	832866	RECONCILED	03/08/202	125
121865	ACCOUNTS_PAYABLE	03/06/2023	1000505	RECONCILED	03/08/202	162.5
121847	ACCOUNTS_PAYABLE	03/06/2023	10270	RECONCILED	03/08/202	175
121862	ACCOUNTS_PAYABLE	03/06/2023	1000430	RECONCILED	03/08/202	125
121853	ACCOUNTS_PAYABLE	03/06/2023	832159	RECONCILED	03/08/202	125
121851	ACCOUNTS_PAYABLE	03/06/2023	831819	RECONCILED	03/09/202	250
121849	ACCOUNTS_PAYABLE	03/06/2023	120296	RECONCILED	03/08/202	300
121863	ACCOUNTS_PAYABLE	03/06/2023	1000503	RECONCILED	03/08/202	159.98
121848	ACCOUNTS_PAYABLE	03/06/2023	10453	RECONCILED	03/08/202	200
121856	ACCOUNTS_PAYABLE	03/06/2023	832527	RECONCILED	03/08/202	125
121854	ACCOUNTS_PAYABLE	03/06/2023	832426	RECONCILED	03/08/202	179.47
121861	ACCOUNTS_PAYABLE	03/06/2023	833500	RECONCILED	03/08/202	50.3
121857	ACCOUNTS_PAYABLE	03/06/2023	832674	RECONCILED	03/08/202	62.5
121858	ACCOUNTS_PAYABLE	03/06/2023	832851	RECONCILED	03/08/202	50
121864	ACCOUNTS_PAYABLE	03/06/2023	1000504	OUTSTANDING		197.67
121852	ACCOUNTS_PAYABLE	03/06/2023	831972	RECONCILED	03/09/202	701.29
121860	ACCOUNTS_PAYABLE	03/06/2023	833052	RECONCILED	03/08/202	62.5
121870	ACCOUNTS_PAYABLE	03/08/2023	50183	RECONCILED	03/13/202	15086
121888	ACCOUNTS_PAYABLE	03/08/2023	831959	RECONCILED	03/14/202	417.98
121883	ACCOUNTS_PAYABLE	03/08/2023	190350	RECONCILED	03/14/202	4250
121874	ACCOUNTS_PAYABLE	03/08/2023	70449	RECONCILED	03/14/202	561.84
121891	ACCOUNTS_PAYABLE	03/08/2023	832852	RECONCILED	03/10/202	149.65
121894	ACCOUNTS_PAYABLE	03/08/2023	833443	RECONCILED	03/27/202	2696
121868	ACCOUNTS_PAYABLE	03/08/2023	40220	RECONCILED	03/13/202	4388.25
121880	ACCOUNTS_PAYABLE	03/08/2023	150101	RECONCILED	03/15/202	742.86
121873	ACCOUNTS_PAYABLE	03/08/2023	70448	RECONCILED	03/14/202	230.69
121901	ACCOUNTS_PAYABLE	03/08/2023	1000495	RECONCILED	03/14/202	14490.5
121900	ACCOUNTS_PAYABLE	03/08/2023	1000489	RECONCILED	03/10/202	9614.39
121882	ACCOUNTS_PAYABLE	03/08/2023	180322	RECONCILED	03/10/202	502935
121876	ACCOUNTS_PAYABLE	03/08/2023	90140	RECONCILED	03/13/202	88572.58

121875	ACCOUNTS_PAYABLE	03/08/2023	80109	RECONCILED	03/13/202	50.57
121898	ACCOUNTS_PAYABLE	03/08/2023	1000330	RECONCILED	03/17/202	3682.68
121866	ACCOUNTS_PAYABLE	03/08/2023	10106	RECONCILED	03/15/202	926.36
121879	ACCOUNTS_PAYABLE	03/08/2023	140295	RECONCILED	03/13/202	9102.21
121890	ACCOUNTS_PAYABLE	03/08/2023	832724	RECONCILED	03/28/202	498
121892	ACCOUNTS_PAYABLE	03/08/2023	832931	RECONCILED	03/10/202	2601.08
121887	ACCOUNTS_PAYABLE	03/08/2023	831162	RECONCILED	03/14/202	129.78
121877	ACCOUNTS_PAYABLE	03/08/2023	120290	RECONCILED	03/10/202	23.78
121885	ACCOUNTS_PAYABLE	03/08/2023	803379	RECONCILED	03/10/202	286.58
121867	ACCOUNTS_PAYABLE	03/08/2023	40052	RECONCILED	03/10/202	5491.33
121881	ACCOUNTS_PAYABLE	03/08/2023	150183	RECONCILED	03/10/202	1896.7
121889	ACCOUNTS_PAYABLE	03/08/2023	832294	RECONCILED	03/10/202	3005
121903	ACCOUNTS_PAYABLE	03/08/2023	1000524	RECONCILED	03/13/202	205.75
121884	ACCOUNTS_PAYABLE	03/08/2023	200240	RECONCILED	03/10/202	423.13
121869	ACCOUNTS_PAYABLE	03/08/2023	40228	RECONCILED	03/10/202	22675
121886	ACCOUNTS_PAYABLE	03/08/2023	803525	RECONCILED	03/15/202	9375
121896	ACCOUNTS_PAYABLE	03/08/2023	1000263	RECONCILED	03/10/202	149
121871	ACCOUNTS_PAYABLE	03/08/2023	70107	RECONCILED	03/10/202	1555
121872	ACCOUNTS_PAYABLE	03/08/2023	70438	RECONCILED	03/14/202	43.23
121895	ACCOUNTS_PAYABLE	03/08/2023	833553	RECONCILED	03/10/202	600
121893	ACCOUNTS_PAYABLE	03/08/2023	833021	RECONCILED	03/10/202	7954.53
121899	ACCOUNTS_PAYABLE	03/08/2023	1000469	RECONCILED	03/14/202	2000
121878	ACCOUNTS_PAYABLE	03/08/2023	130462	RECONCILED	03/13/202	226.96
121902	ACCOUNTS_PAYABLE	03/08/2023	1000513	RECONCILED	03/14/202	51.04
121897	ACCOUNTS_PAYABLE	03/08/2023	1000265	RECONCILED	03/15/202	3084.32
121907	ACCOUNTS_PAYABLE	03/13/2023	130081	RECONCILED	03/15/202	62.5
121904	ACCOUNTS_PAYABLE	03/13/2023	30292	RECONCILED	03/15/202	375
121915	ACCOUNTS_PAYABLE	03/13/2023	1000438	RECONCILED	03/15/202	631.5
121913	ACCOUNTS_PAYABLE	03/13/2023	833462	RECONCILED	03/15/202	1119.2
121909	ACCOUNTS_PAYABLE	03/13/2023	831303	RECONCILED	03/15/202	100
121914	ACCOUNTS_PAYABLE	03/13/2023	1000401	RECONCILED	03/15/202	97.69
121911	ACCOUNTS_PAYABLE	03/13/2023	832521	RECONCILED	03/15/202	955.03
121910	ACCOUNTS_PAYABLE	03/13/2023	832254	RECONCILED	03/15/202	50
121908	ACCOUNTS_PAYABLE	03/13/2023	500601	RECONCILED	03/15/202	125
121912	ACCOUNTS_PAYABLE	03/13/2023	833246	RECONCILED	03/15/202	106.17
121916	ACCOUNTS_PAYABLE	03/13/2023	1000503	RECONCILED	03/15/202	50
121905	ACCOUNTS_PAYABLE	03/13/2023	100128	RECONCILED	03/15/202	62.5
121906	ACCOUNTS_PAYABLE	03/13/2023	100330	RECONCILED	03/15/202	50
121935	ACCOUNTS_PAYABLE	03/15/2023	803379	RECONCILED	03/17/202	71.57
121917	ACCOUNTS_PAYABLE	03/15/2023	20226	RECONCILED	03/17/202	2160
121946	ACCOUNTS_PAYABLE	03/15/2023	832931	RECONCILED	03/17/202	289
121929	ACCOUNTS_PAYABLE	03/15/2023	160157	RECONCILED	03/21/202	145
121928	ACCOUNTS_PAYABLE	03/15/2023	150101	RECONCILED	03/21/202	1249.42
121924	ACCOUNTS_PAYABLE	03/15/2023	70449	RECONCILED	03/21/202	740.24
121932	ACCOUNTS_PAYABLE	03/15/2023	210114	RECONCILED	03/17/202	6177.51
121923	ACCOUNTS_PAYABLE	03/15/2023	70405	OUTSTANDING		9500
121948	ACCOUNTS_PAYABLE	03/15/2023	833289	RECONCILED	03/21/202	700

121919	ACCOUNTS_PAYABLE	03/15/2023	40150	RECONCILED	03/23/202	61.31
121925	ACCOUNTS_PAYABLE	03/15/2023	70458	RECONCILED	03/22/202	44.21
121938	ACCOUNTS_PAYABLE	03/15/2023	831586	RECONCILED	03/17/202	2348.86
121943	ACCOUNTS_PAYABLE	03/15/2023	832680	RECONCILED	03/21/202	1260.34
121945	ACCOUNTS_PAYABLE	03/15/2023	832929	RECONCILED	03/17/202	764.6
121934	ACCOUNTS_PAYABLE	03/15/2023	702004	RECONCILED	03/20/202	6734.83
121921	ACCOUNTS_PAYABLE	03/15/2023	40220	RECONCILED	03/17/202	523.15
121920	ACCOUNTS_PAYABLE	03/15/2023	40216	RECONCILED	03/17/202	328.15
121930	ACCOUNTS_PAYABLE	03/15/2023	180214	RECONCILED	03/17/202	15631.09
121931	ACCOUNTS_PAYABLE	03/15/2023	190000	RECONCILED	03/17/202	165
121951	ACCOUNTS_PAYABLE	03/15/2023	1000261	RECONCILED	03/23/202	9177
121922	ACCOUNTS_PAYABLE	03/15/2023	50183	RECONCILED	03/20/202	33406.02
121942	ACCOUNTS_PAYABLE	03/15/2023	832654	RECONCILED	03/23/202	52900
121926	ACCOUNTS_PAYABLE	03/15/2023	100209	RECONCILED	03/17/202	6349.13
121950	ACCOUNTS_PAYABLE	03/15/2023	1000236	RECONCILED	03/17/202	342.99
121936	ACCOUNTS_PAYABLE	03/15/2023	830776	RECONCILED	03/17/202	4070
121927	ACCOUNTS_PAYABLE	03/15/2023	130225	RECONCILED	03/20/202	85
121947	ACCOUNTS_PAYABLE	03/15/2023	832932	RECONCILED	03/17/202	134.13
121953	ACCOUNTS_PAYABLE	03/15/2023	1000510	RECONCILED	03/17/202	3925
121918	ACCOUNTS_PAYABLE	03/15/2023	40052	RECONCILED	03/17/202	384.01
121949	ACCOUNTS_PAYABLE	03/15/2023	833472	RECONCILED	03/17/202	3180
121933	ACCOUNTS_PAYABLE	03/15/2023	500601	RECONCILED	03/17/202	250
121944	ACCOUNTS_PAYABLE	03/15/2023	832917	RECONCILED	03/17/202	2566.67
121952	ACCOUNTS_PAYABLE	03/15/2023	1000266	RECONCILED	03/20/202	431.7
121940	ACCOUNTS_PAYABLE	03/15/2023	832109	RECONCILED	03/17/202	23.71
121937	ACCOUNTS_PAYABLE	03/15/2023	831162	RECONCILED	03/21/202	1801.55
121939	ACCOUNTS_PAYABLE	03/15/2023	831959	RECONCILED	03/21/202	417.98
121941	ACCOUNTS_PAYABLE	03/15/2023	832579	RECONCILED	03/21/202	352.48
121955	ACCOUNTS_PAYABLE	03/20/2023	830735	RECONCILED	03/22/202	191.36
121965	ACCOUNTS_PAYABLE	03/20/2023	1000420	RECONCILED	03/23/202	480
121966	ACCOUNTS_PAYABLE	03/20/2023	1000430	RECONCILED	03/22/202	272.72
121961	ACCOUNTS_PAYABLE	03/20/2023	832858	RECONCILED	03/22/202	21.97
121960	ACCOUNTS_PAYABLE	03/20/2023	832674	RECONCILED	03/22/202	62.5
121957	ACCOUNTS_PAYABLE	03/20/2023	831670	RECONCILED	04/06/202	400
121958	ACCOUNTS_PAYABLE	03/20/2023	832055	RECONCILED	03/22/202	210.71
121968	ACCOUNTS_PAYABLE	03/20/2023	1000515	RECONCILED	04/07/202	7.75
121964	ACCOUNTS_PAYABLE	03/20/2023	1000194	RECONCILED	03/22/202	64.96
121963	ACCOUNTS_PAYABLE	03/20/2023	833311	RECONCILED	03/22/202	125
121959	ACCOUNTS_PAYABLE	03/20/2023	832491	RECONCILED	03/28/202	625
121962	ACCOUNTS_PAYABLE	03/20/2023	833052	RECONCILED	03/22/202	62.5
121956	ACCOUNTS_PAYABLE	03/20/2023	831231	RECONCILED	03/22/202	125
121954	ACCOUNTS_PAYABLE	03/20/2023	120290	RECONCILED	03/22/202	95
121967	ACCOUNTS_PAYABLE	03/20/2023	1000490	RECONCILED	03/22/202	875
122009	ACCOUNTS_PAYABLE	03/22/2023	1000050	RECONCILED	03/28/202	340
121984	ACCOUNTS_PAYABLE	03/22/2023	100283	RECONCILED	03/27/202	727.46
121975	ACCOUNTS_PAYABLE	03/22/2023	40052	RECONCILED	03/27/202	241.54
122015	ACCOUNTS_PAYABLE	03/22/2023	1000495	RECONCILED	03/29/202	20606.5



121988	ACCOUNTS_PAYABLE	03/22/2023	160275	RECONCILED	03/27/202	44915.21
122008	ACCOUNTS_PAYABLE	03/22/2023	833516	RECONCILED	03/31/202	2520.48
122011	ACCOUNTS_PAYABLE	03/22/2023	1000263	RECONCILED	03/27/202	3400
122010	ACCOUNTS_PAYABLE	03/22/2023	1000176	RECONCILED	03/27/202	2959.22
121989	ACCOUNTS_PAYABLE	03/22/2023	180214	RECONCILED	03/27/202	44990.48
121976	ACCOUNTS_PAYABLE	03/22/2023	40073	RECONCILED	03/27/202	8252.09
121999	ACCOUNTS_PAYABLE	03/22/2023	832489	RECONCILED	03/27/202	217
121969	ACCOUNTS_PAYABLE	03/22/2023	20229	RECONCILED	03/27/202	1943
122016	ACCOUNTS_PAYABLE	03/22/2023	1000508	RECONCILED	03/28/202	2114.84
121987	ACCOUNTS_PAYABLE	03/22/2023	160219	RECONCILED	03/27/202	1476.96
121970	ACCOUNTS_PAYABLE	03/22/2023	20237	RECONCILED	03/27/202	6120
121990	ACCOUNTS_PAYABLE	03/22/2023	190115	RECONCILED	03/27/202	251.32
121977	ACCOUNTS_PAYABLE	03/22/2023	50110	RECONCILED	03/29/202	5937.35
122002	ACCOUNTS_PAYABLE	03/22/2023	832728	RECONCILED	03/27/202	4370.75
121979	ACCOUNTS_PAYABLE	03/22/2023	70148	RECONCILED	03/27/202	355.25
122004	ACCOUNTS_PAYABLE	03/22/2023	832828	RECONCILED	03/27/202	235.89
121985	ACCOUNTS_PAYABLE	03/22/2023	120271	RECONCILED	03/28/202	133.15
122000	ACCOUNTS_PAYABLE	03/22/2023	832560	RECONCILED	04/04/202	246.72
122003	ACCOUNTS_PAYABLE	03/22/2023	832820	RECONCILED	03/27/202	21500.01
121983	ACCOUNTS_PAYABLE	03/22/2023	90140	RECONCILED	03/24/202	2252.14
122006	ACCOUNTS_PAYABLE	03/22/2023	832931	RECONCILED	03/27/202	317
121997	ACCOUNTS_PAYABLE	03/22/2023	831586	RECONCILED	03/27/202	633.75
122005	ACCOUNTS_PAYABLE	03/22/2023	832850	RECONCILED	03/27/202	9158
121978	ACCOUNTS_PAYABLE	03/22/2023	50183	RECONCILED	03/24/202	1748.25
121982	ACCOUNTS_PAYABLE	03/22/2023	80109	RECONCILED	03/28/202	21.16
121981	ACCOUNTS_PAYABLE	03/22/2023	70458	RECONCILED	03/28/202	87.24
122014	ACCOUNTS_PAYABLE	03/22/2023	1000471	RECONCILED	03/31/202	1263
122007	ACCOUNTS_PAYABLE	03/22/2023	833324	OUTSTANDING		3211
121996	ACCOUNTS_PAYABLE	03/22/2023	831164	RECONCILED	03/31/202	180
121980	ACCOUNTS_PAYABLE	03/22/2023	70449	RECONCILED	03/28/202	268.2
121995	ACCOUNTS_PAYABLE	03/22/2023	831162	RECONCILED	03/28/202	687.37
122013	ACCOUNTS_PAYABLE	03/22/2023	1000379	RECONCILED	03/27/202	6413.5
121972	ACCOUNTS_PAYABLE	03/22/2023	30240	RECONCILED	03/29/202	300
121973	ACCOUNTS_PAYABLE	03/22/2023	30467	RECONCILED	03/28/202	16174.6
121991	ACCOUNTS_PAYABLE	03/22/2023	210114	RECONCILED	03/27/202	2616.99
122018	ACCOUNTS_PAYABLE	03/22/2023	1000540	RECONCILED	03/28/202	51517
122012	ACCOUNTS_PAYABLE	03/22/2023	1000366	RECONCILED	03/29/202	157011.8
122017	ACCOUNTS_PAYABLE	03/22/2023	1000517	OUTSTANDING		10000
121993	ACCOUNTS_PAYABLE	03/22/2023	230417	RECONCILED	03/27/202	4687.5
121998	ACCOUNTS_PAYABLE	03/22/2023	831959	OUTSTANDING		407.8
121986	ACCOUNTS_PAYABLE	03/22/2023	140329	RECONCILED	03/30/202	259.58
121992	ACCOUNTS_PAYABLE	03/22/2023	230200	RECONCILED	03/30/202	308.36
121974	ACCOUNTS_PAYABLE	03/22/2023	30546	RECONCILED	03/28/202	564.55
121971	ACCOUNTS_PAYABLE	03/22/2023	30117	RECONCILED	03/27/202	636.92
122001	ACCOUNTS_PAYABLE	03/22/2023	832707	RECONCILED	03/28/202	1080.72
121994	ACCOUNTS_PAYABLE	03/22/2023	830647	RECONCILED	03/27/202	2724.05
122019	ACCOUNTS_PAYABLE	03/24/2023	30640	RECONCILED	04/06/202	269

0	ACCOUNTS_PAYABLE	03/15/2023	900019	RECONCILED	03/27/202	340478.7
122033	ACCOUNTS_PAYABLE	03/27/2023	1000302	RECONCILED	03/30/202	793.63
122020	ACCOUNTS_PAYABLE	03/27/2023	40057	RECONCILED	03/29/202	609.17
122023	ACCOUNTS_PAYABLE	03/27/2023	130081	RECONCILED	03/29/202	62.5
122028	ACCOUNTS_PAYABLE	03/27/2023	832453	RECONCILED	03/28/202	125
122029	ACCOUNTS_PAYABLE	03/27/2023	832851	RECONCILED	03/29/202	50
122022	ACCOUNTS_PAYABLE	03/27/2023	110121	RECONCILED	03/29/202	125
122027	ACCOUNTS_PAYABLE	03/27/2023	832198	RECONCILED	03/29/202	50
122032	ACCOUNTS_PAYABLE	03/27/2023	1000194	RECONCILED	03/31/202	19.98
122025	ACCOUNTS_PAYABLE	03/27/2023	702329	RECONCILED	03/29/202	1125
122030	ACCOUNTS_PAYABLE	03/27/2023	832858	RECONCILED	03/29/202	177.38
122037	ACCOUNTS_PAYABLE	03/27/2023	1000529	RECONCILED	03/30/202	28.5
122035	ACCOUNTS_PAYABLE	03/27/2023	1000460	RECONCILED	03/30/202	50
122026	ACCOUNTS_PAYABLE	03/27/2023	830847	OUTSTANDING		200
122024	ACCOUNTS_PAYABLE	03/27/2023	700798	RECONCILED	03/29/202	809
122031	ACCOUNTS_PAYABLE	03/27/2023	833310	RECONCILED	03/30/202	61.38
122021	ACCOUNTS_PAYABLE	03/27/2023	100128	RECONCILED	03/29/202	62.5
122036	ACCOUNTS_PAYABLE	03/27/2023	1000515	RECONCILED	04/07/202	39.72
122034	ACCOUNTS_PAYABLE	03/27/2023	1000398	RECONCILED	03/29/202	187.5
122063	ACCOUNTS_PAYABLE	03/29/2023	832237	RECONCILED	03/31/202	2500
122052	ACCOUNTS_PAYABLE	03/29/2023	150101	RECONCILED	04/05/202	1963.91
122053	ACCOUNTS_PAYABLE	03/29/2023	150173	RECONCILED	03/31/202	4411
122088	ACCOUNTS_PAYABLE	03/29/2023	1000532	RECONCILED	04/06/202	145
122060	ACCOUNTS_PAYABLE	03/29/2023	831162	RECONCILED	04/04/202	1924.54
122081	ACCOUNTS_PAYABLE	03/29/2023	1000382	RECONCILED	04/04/202	145
122093	ACCOUNTS_PAYABLE	03/29/2023	1000537	RECONCILED	04/05/202	60
122043	ACCOUNTS_PAYABLE	03/29/2023	30240	RECONCILED	04/04/202	337.52
122075	ACCOUNTS_PAYABLE	03/29/2023	1000052	RECONCILED	03/31/202	5000
122049	ACCOUNTS_PAYABLE	03/29/2023	90140	RECONCILED	03/31/202	85681.05
122080	ACCOUNTS_PAYABLE	03/29/2023	1000271	RECONCILED	04/12/202	6840
122042	ACCOUNTS_PAYABLE	03/29/2023	30117	RECONCILED	03/31/202	623.96
122051	ACCOUNTS_PAYABLE	03/29/2023	101040	RECONCILED	03/31/202	873.98
122065	ACCOUNTS_PAYABLE	03/29/2023	832443	RECONCILED	03/31/202	1140
122045	ACCOUNTS_PAYABLE	03/29/2023	30546	RECONCILED	04/04/202	583.03
122040	ACCOUNTS_PAYABLE	03/29/2023	20237	RECONCILED	03/31/202	1835.28
122071	ACCOUNTS_PAYABLE	03/29/2023	833022	OUTSTANDING		180
122039	ACCOUNTS_PAYABLE	03/29/2023	20226	RECONCILED	03/31/202	1985.75
122083	ACCOUNTS_PAYABLE	03/29/2023	1000510	RECONCILED	03/31/202	2450
122050	ACCOUNTS_PAYABLE	03/29/2023	100208	RECONCILED	04/04/202	140.7
122072	ACCOUNTS_PAYABLE	03/29/2023	833080	RECONCILED	03/31/202	512.5
122078	ACCOUNTS_PAYABLE	03/29/2023	1000236	RECONCILED	03/31/202	349
122073	ACCOUNTS_PAYABLE	03/29/2023	833268	RECONCILED	03/31/202	103.25
122062	ACCOUNTS_PAYABLE	03/29/2023	831586	RECONCILED	03/31/202	390
122048	ACCOUNTS_PAYABLE	03/29/2023	70448	RECONCILED	04/04/202	68232.95
122044	ACCOUNTS_PAYABLE	03/29/2023	30382	RECONCILED	03/31/202	7796.82
122056	ACCOUNTS_PAYABLE	03/29/2023	702393	RECONCILED	04/04/202	180
122067	ACCOUNTS_PAYABLE	03/29/2023	832560	OUTSTANDING		1757.25

122061	ACCOUNTS_PAYABLE	03/29/2023	831326	RECONCILED	04/05/202	100
122070	ACCOUNTS_PAYABLE	03/29/2023	832931	RECONCILED	03/31/202	889
122047	ACCOUNTS_PAYABLE	03/29/2023	70243	RECONCILED	04/04/202	550
122058	ACCOUNTS_PAYABLE	03/29/2023	703062	OUTSTANDING		375
122057	ACCOUNTS_PAYABLE	03/29/2023	703061	RECONCILED	04/04/202	150
122092	ACCOUNTS_PAYABLE	03/29/2023	1000536	RECONCILED	04/04/202	180
122059	ACCOUNTS_PAYABLE	03/29/2023	703266	RECONCILED	04/10/202	200
122054	ACCOUNTS_PAYABLE	03/29/2023	180214	RECONCILED	03/31/202	14699.88
122087	ACCOUNTS_PAYABLE	03/29/2023	1000531	RECONCILED	04/05/202	145
122090	ACCOUNTS_PAYABLE	03/29/2023	1000534	OUTSTANDING		120
122074	ACCOUNTS_PAYABLE	03/29/2023	833378	OUTSTANDING		300
122089	ACCOUNTS_PAYABLE	03/29/2023	1000533	RECONCILED	04/07/202	180
122068	ACCOUNTS_PAYABLE	03/29/2023	832657	RECONCILED	03/31/202	36373.25
122077	ACCOUNTS_PAYABLE	03/29/2023	1000235	RECONCILED	04/10/202	750
122082	ACCOUNTS_PAYABLE	03/29/2023	1000469	RECONCILED	04/05/202	3375
122085	ACCOUNTS_PAYABLE	03/29/2023	1000520	RECONCILED	04/04/202	600
122079	ACCOUNTS_PAYABLE	03/29/2023	1000263	RECONCILED	03/31/202	865
122066	ACCOUNTS_PAYABLE	03/29/2023	832498	RECONCILED	04/07/202	120
122076	ACCOUNTS_PAYABLE	03/29/2023	1000153	OUTSTANDING		4000
122069	ACCOUNTS_PAYABLE	03/29/2023	832820	RECONCILED	03/31/202	9824.4
122038	ACCOUNTS_PAYABLE	03/29/2023	10109	RECONCILED	04/06/202	789.5
122091	ACCOUNTS_PAYABLE	03/29/2023	1000535	RECONCILED	03/31/202	180
122095	ACCOUNTS_PAYABLE	03/29/2023	1000539	OUTSTANDING		60
122041	ACCOUNTS_PAYABLE	03/29/2023	20437	RECONCILED	04/04/202	583.25
122086	ACCOUNTS_PAYABLE	03/29/2023	1000530	RECONCILED	04/10/202	180
122084	ACCOUNTS_PAYABLE	03/29/2023	1000511	RECONCILED	04/06/202	200
122046	ACCOUNTS_PAYABLE	03/29/2023	50183	RECONCILED	04/04/202	3900
122064	ACCOUNTS_PAYABLE	03/29/2023	832294	RECONCILED	03/31/202	284
122055	ACCOUNTS_PAYABLE	03/29/2023	210114	RECONCILED	03/31/202	2987.47
122094	ACCOUNTS_PAYABLE	03/29/2023	1000538	RECONCILED	04/04/202	60
122097	ACCOUNTS_PAYABLE	03/29/2023	1000468	RECONCILED	04/04/202	1285
122099	ACCOUNTS_PAYABLE	03/29/2023	1000544	RECONCILED	04/12/202	1499
122098	ACCOUNTS_PAYABLE	03/29/2023	1000543	RECONCILED	04/14/202	659.5
122096	ACCOUNTS_PAYABLE	03/29/2023	1000303	RECONCILED	03/31/202	300
0	PAYROLL	03/10/2023		RECONCILED	03/31/202	1171764
0	PAYROLL	03/24/2023		RECONCILED	03/31/202	1106409
0	ACCOUNTS_PAYABLE	03/31/2023	900016	RECONCILED	03/31/202	267214
0	ACCOUNTS_PAYABLE	03/31/2023	900017	RECONCILED	03/31/202	86550
0	ACCOUNTS_PAYABLE	03/31/2023	900039	RECONCILED	03/31/202	32406.29
0	ACCOUNTS_PAYABLE	03/31/2023	900008	RECONCILED	03/31/202	429036.2
0	ACCOUNTS_PAYABLE	03/31/2023	900050	RECONCILED	03/31/202	12869.99
0	ACCOUNTS_PAYABLE	03/31/2023	900047	RECONCILED	03/31/202	1994.08
0	ACCOUNTS_PAYABLE	03/31/2023	900016	RECONCILED	03/31/202	32499.15
0	ACCOUNTS_PAYABLE	03/31/2023	900017	RECONCILED	03/31/202	2149.22
0	ACCOUNTS_PAYABLE	03/31/2023	900026	RECONCILED	03/31/202	84891.57
0	ACCOUNTS_PAYABLE	03/31/2023	900022	RECONCILED	03/31/202	2419.18